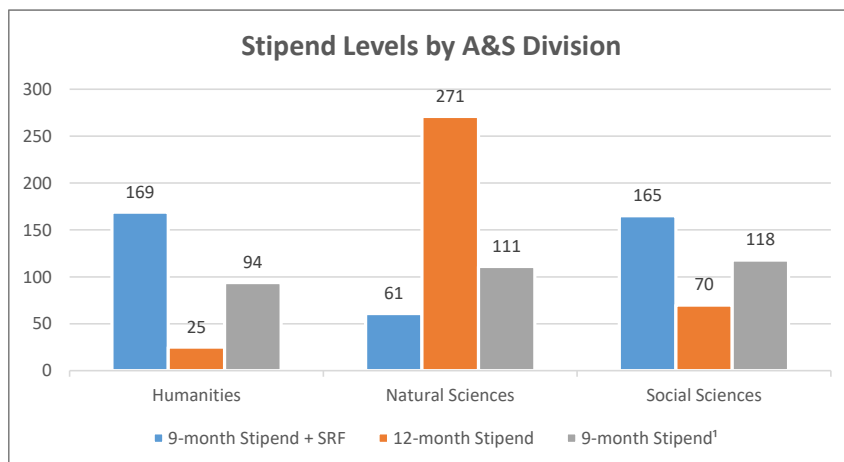
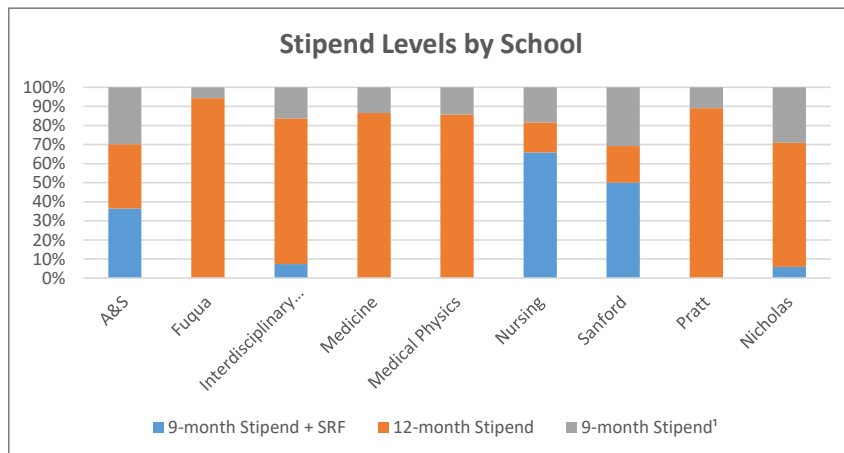


**2017-2018 Ph.D. Student Stipend Support: All Years**

All students (including A&S)	9-month Stipend + SRF	12-month Stipend	9-month Stipend <sup>1</sup>	Total
Student Count				
Schools/Programs				
A&S	395	366	323	1,084
Fuqua	0	66	4	70
Interdisciplinary Programs	14	145	31	190
Medicine	0	315	49	364
Medical Physics	0	18	3	21
Nursing	25	6	7	38
Sanford	13	5	8	26
Pratt	0	440	54	494
Nicholas	5	56	25	86
<b>Grand Total</b>	<b>452</b>	<b>1,417</b>	<b>504</b>	<b>2,373</b>
Percentage of All Years	19.1%	59.7%	21.2%	

A&S students Only	9-month Stipend + SRF	12-month Stipend	9-month Stipend <sup>1</sup>	Total
Student Count				
A&S Divisions				
Humanities	169	25	94	288
Natural Sciences	61	271	111	443
Social Sciences	165	70	118	353
<b>Grand Total</b>	<b>395</b>	<b>366</b>	<b>323</b>	<b>1,084</b>
Percentage of All Years	36.4%	33.8%	29.8%	

<sup>1</sup>Totals include students without 12-month funding due to graduation, attrition, medical school transfer or funding beyond Duke's reporting. Excludes self-funded.



**2017-2018 Ph.D. Student Stipend Support by Cohort**

All students (including A&S) with 9-month stipend + SRF <sup>1</sup> : 19.1%									
Student Count									
Schools/Programs	1st year	2nd year	3rd year	4th year	5th year	6th year	7th year	Total	
A&S	128	116	47	49	42	10	3	395	
Interdisciplinary Programs	4	3	2	4	1	0	0	14	
Nursing	10	9	4	2	0	0	0	25	
Sanford	2	4	3	2	2	0	0	13	
Nicholas	0	0	3	1	1	0	0	5	
<b>Grand Total</b>	<b>144</b>	<b>132</b>	<b>59</b>	<b>58</b>	<b>46</b>	<b>10</b>	<b>3</b>	<b>452</b>	

All students (including A&S) with 12-month stipend: 59.7%											
Student Count											
Schools/Programs	1st year	2nd year	3rd year	4th year	5th year	6th year	7th year	8th year	9th year	Total	
A&S	75	50	70	76	66	23	5	0	1	366	
Fuqua	14	12	13	16	11	0	0	0	0	66	
Interdisciplinary Programs	48	42	17	16	12	8	2	0	0	145	
Medicine	62	54	65	59	49	22	4	0	0	315	
Medical Physics	5	3	5	2	2	1	0	0	0	18	
Nursing	0	0	3	3	0	0	0	0	0	6	
Sanford	1	0	2	2	0	0	0	0	0	5	
Pratt	124	93	89	69	41	14	8	2	0	440	
Nicholas	11	12	11	17	4	1	0	0	0	56	
<b>Grand Total</b>	<b>340</b>	<b>266</b>	<b>275</b>	<b>260</b>	<b>185</b>	<b>69</b>	<b>19</b>	<b>2</b>	<b>1</b>	<b>1,417</b>	

All students (including A&S) with 9-month stipend <sup>2</sup> : 21.2%													
Student Count													
Schools/Programs	1st year	2nd year	3rd year	4th year	5th year	6th year	7th year	8th year	9th year	10th year	11th year	Total	
A&S	11	19	51	57	68	74	31	10	1	1	0	323	
Fuqua	0	2	0	0	1	1	0	0	0	0	0	4	
Interdisciplinary Programs	1	1	2	2	9	11	2	3	0	0	0	31	
Medicine	2	1	1	3	9	19	9	4	1	0	0	49	
Medical Physics	0	1	0	0	2	0	0	0	0	0	0	3	
Nursing	0	0	1	0	5	0	1	0	0	0	0	7	
Sanford	0	1	3	0	4	0	0	0	0	0	0	8	
Pratt	3	5	4	3	15	18	4	1	0	0	1	54	
Nicholas	1	1	2	1	11	9	0	0	0	0	0	25	
<b>Grand Total</b>	<b>18</b>	<b>31</b>	<b>64</b>	<b>66</b>	<b>124</b>	<b>132</b>	<b>47</b>	<b>18</b>	<b>2</b>	<b>1</b>	<b>1</b>	<b>504</b>	

A&S students with 9-month stipend + SRF <sup>1</sup> :								
Student Count								
A&S Divisions	1st year	2nd year	3rd year	4th year	5th year	6th year	7th year	Total
Humanities	45	45	25	23	24	5	2	<b>169</b>
Natural Sciences	25	20	5	3	4	4	0	<b>61</b>
Social Sciences	58	51	17	23	14	1	1	<b>165</b>
<b>Grand Total</b>	<b>128</b>	<b>116</b>	<b>47</b>	<b>49</b>	<b>42</b>	<b>10</b>	<b>3</b>	<b>395</b>

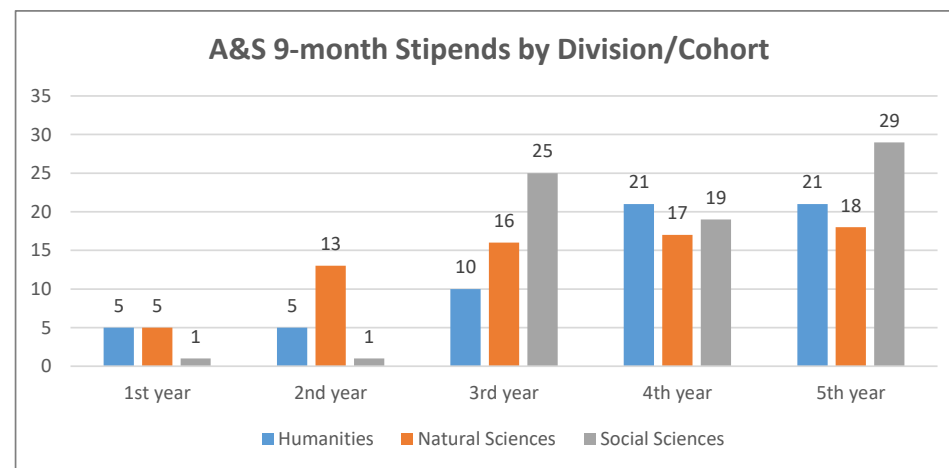
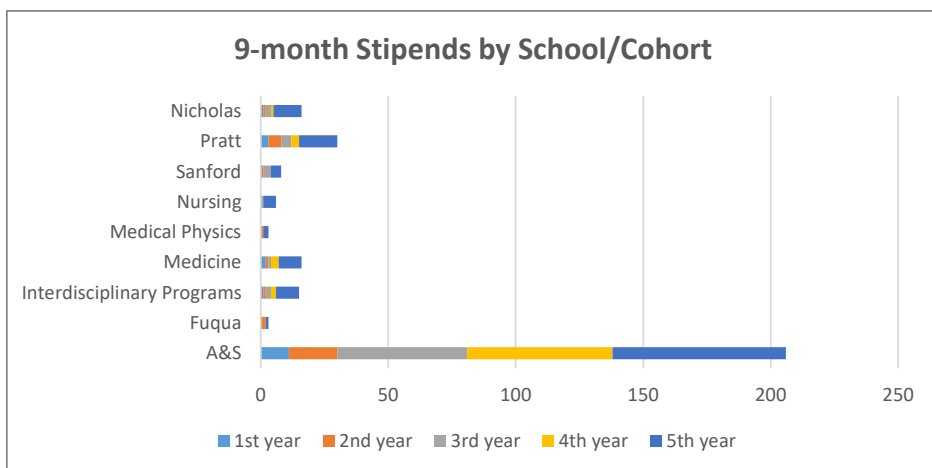
A&S students with 12-month stipend:									
Student Count									
A&S Divisions	1st year	2nd year	3rd year	4th year	5th year	6th year	7th year	9th year	Total
Humanities	3	3	3	3	6	6	1	0	<b>25</b>
Natural Sciences	66	42	55	43	48	14	3	0	<b>271</b>
Social Sciences	6	5	12	30	12	3	1	1	<b>70</b>
<b>Grand Total</b>	<b>75</b>	<b>50</b>	<b>70</b>	<b>76</b>	<b>66</b>	<b>23</b>	<b>5</b>	<b>1</b>	<b>366</b>

A&S students with 9-month stipend <sup>2</sup> :											
Student Count											
A&S Divisions	1st year	2nd year	3rd year	4th year	5th year	6th year	7th year	8th year	9th year	10th year	Total
Humanities	5	5	10	21	21	15	11	4	1	1	<b>94</b>
Natural Sciences	5	13	16	17	18	27	13	2	0	0	<b>111</b>
Social Sciences	1	1	25	19	29	32	7	4	0	0	<b>118</b>
<b>Grand Total</b>	<b>11</b>	<b>19</b>	<b>51</b>	<b>57</b>	<b>68</b>	<b>74</b>	<b>31</b>	<b>10</b>	<b>1</b>	<b>1</b>	<b>323</b>

<sup>1</sup>In 17-18, there was a \$2,137 difference between a 12-month stipend and 9-month stipend + SRF

<sup>2</sup>Totals include students without 12-month funding due to graduation, attrition, medical school transfer or funding beyond Duke's reporting. Excludes self-funded.

Of the 9-month funded students, 130 (or 24%) applied but did not receive an SRF. Of the 130, 34 (or 26%) were awarded other academic year or travel-related fellowships from TGS.



**Historical Stipend Rates<sup>1</sup>: Fall 2009 - Fall 2018**

Academic Year	2009-10	2010-11	2011-12	2012-13	2013-14	2014-15	2015-16	2016-17	2017-18	2018-19
<b>A&amp;S/NSOE/Sanford 9-mo<sup>2</sup></b>	19,450	19,840	20,240	20,950	21,580	21,580	22,030	22,470	22,912	23,370
<b>A&amp;S/NSOE/Sanford 12-mo<sup>2</sup></b>	25,933	26,453	26,986	27,934	28,773	28,773	29,373	29,960	30,550	31,160
<b>Medicine/Nursing 9-mo</b>	19,988	20,389	20,797	21,525	22,065	22,065	22,395	22,732	22,912	23,370
<b>Medicine/Nursing 12-mo</b>	26,650	27,185	27,730	28,700	29,420	29,420	29,860	30,310	30,550	31,160
<b>Engineering 12-mo</b>	24,750	25,245	26,000	26,910	27,850	27,850	28,825	29,835	30,550	31,160

<sup>1</sup> Prior to 2017-2018, stipend levels varied across programs

<sup>2</sup> Chemistry and Economics have been increasing their stipend rates in recent years to bring it in alignment with the standard Ph.D. rate

